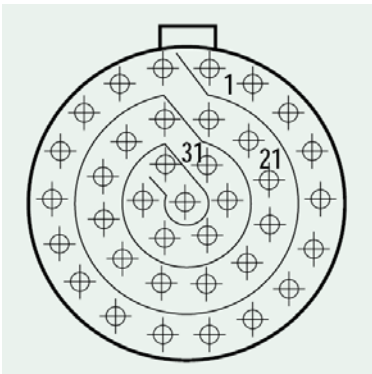


Connecting the PCM to the Computer:

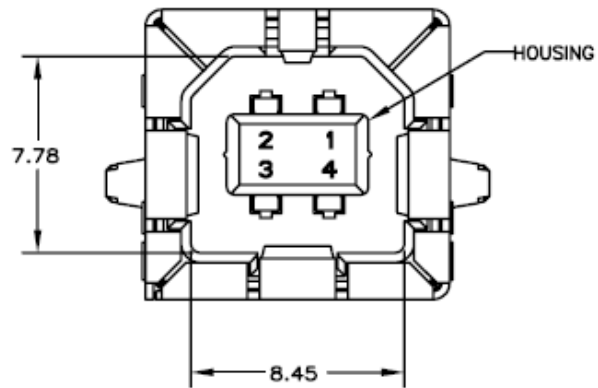

Connect a USB cable to CON4 pin 34,35,36 & 37 as shown below:

Pin		Signal
34	Input	USB 5V
35	Input	USB dp
36	Input	USB dm
37	Input	USB Gnd



Pin 37 is the pin in the middle

If mounting a female USB connector as shown below:



Connections from USB connector to CON4 should be as shown in the table below

USB con	Con4	
1	34	USB 5V
3	35	USB dp
2	36	USB dm
4	37	USB -